

# Lithium Iron Phosphate (LiFePO<sub>4</sub>) Battery

## LFELi-2470M (25.6V70Ah)

### Features Of LiFePO<sub>4</sub> Battery

**Longer Cycle Life:** Offers up to 20 times longer cycle life and five times longer float/calendar life than lead acid battery, helping to minimize replacement cost and reduce total cost of ownership.

**Lighter Weight:** About 40% of the weight of a comparable lead acid battery. A 'drop in' replacement for lead acid batteries.

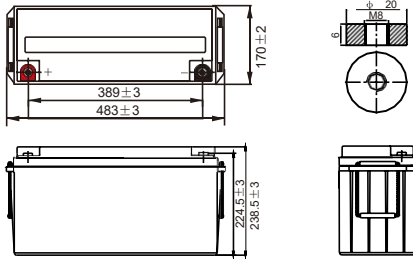
**Higher Power:** Delivers twice power of lead acid battery, even high discharge rate, while maintaining high energy capacity.

**Wider Temperature Range:** -20 C~60 C.

**Superior Safety:** Lithium Iron Phosphate chemistry eliminates the risk of explosion or combustion due to high impact, overcharging or short circuit situation.



### Physical Dimension-mm



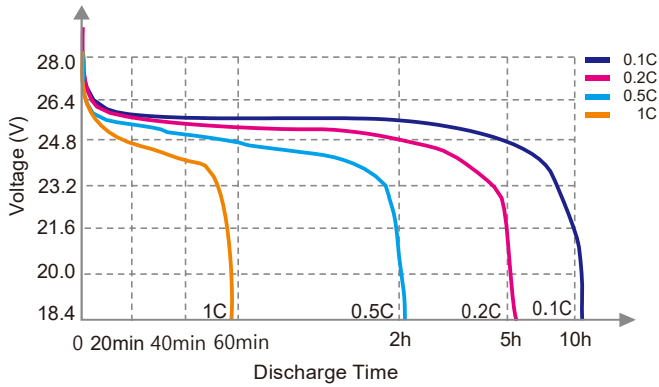
### Application

- Electric vehicles, electric mobility
- Solar/wind energy storage system
- Telecommunication
- Medical equipment
- Lighting

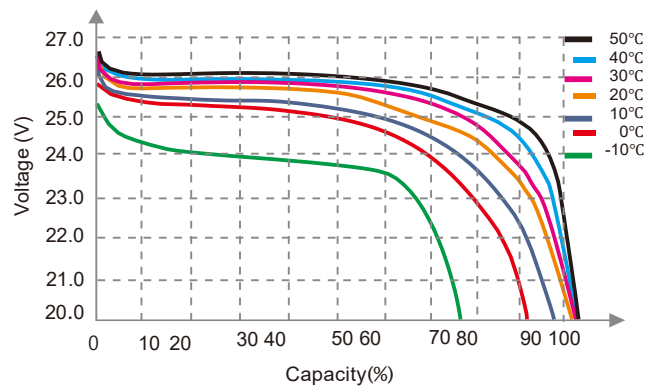
### Specification

Electrical Characteristics	Nominal Voltage	25.6V
	Nominal Capacity	70 Ah
	Energy	1794Wh
	Internal Resistance(AC)	≤20m Ω
	Cycle Life	>3000 cycles @0.5C 80%DOD
	Months Self Discharge	<3%
	Efficiency of Charge	100% @0.5C
	Efficiency of Discharge	96~99% @1C
Standard Charge	Charge Voltage	29.2±0.2V
	Charge Mode	0.2C to 29.2V, then 29.2V,charge current to 0.02C (CC/CV)
	Charge Current	35A
	Max. Charge Current	70A
	Charge Cut-off Voltage	29.2V±0.2V
Standard Discharge	Rated Discharge Current	35A
	Max. Discharge Current	70A
	Discharge Cut-off Voltage	20V
Environmental	Charge Temperature	0 °C to 55 °C (32F to 131F) @60±25% Relative Humidity
	Discharge Temperature	-20 °C to 60 °C (-4F to 140F) @60±25% Relative Humidity
	Storage Temperature	0 °C to 45 °C (32F to 113F) @60±25% Relative Humidity
	IP Class	IP65
Mechanical	Plastic Case	ABS
	Dimensions (in./mm.)	483*170*238.5mm (19.02"*7.05"*9.39")
	Weight (lbs./kg.)	19.50kg (42.99lbs)
	Terminal	M8

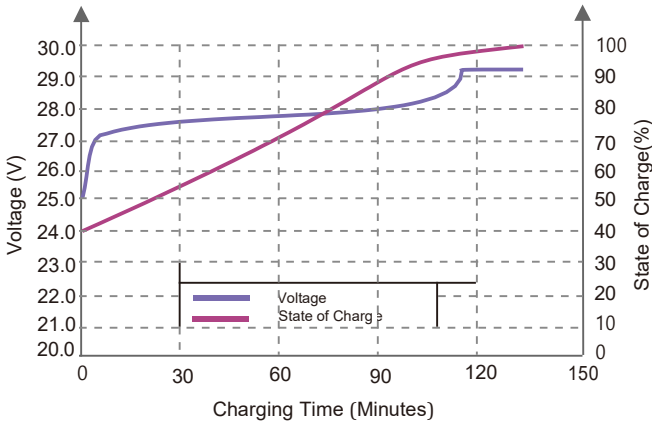
### Different Rate Discharge Curve(25°C)



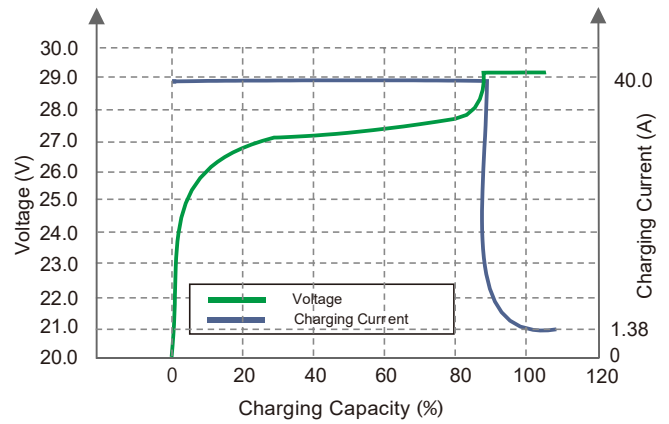
### Different Temperature Discharge Curve(0.5C)



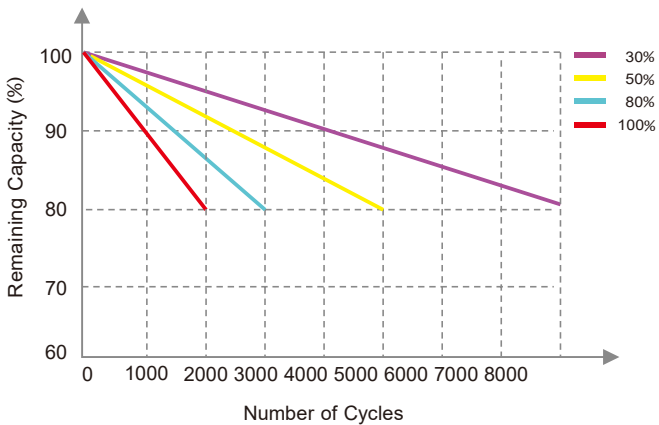
### State of Charge Curve(0.5C, 25°C)



### Charging Characteristics(0.5C, 25°C)



### Different DOD Discharge Cycle Life Curve(0.5C)



### Different Temperature Self Discharge Curve

