



LHR Series-High Rate

LHR1236W(12V36W)

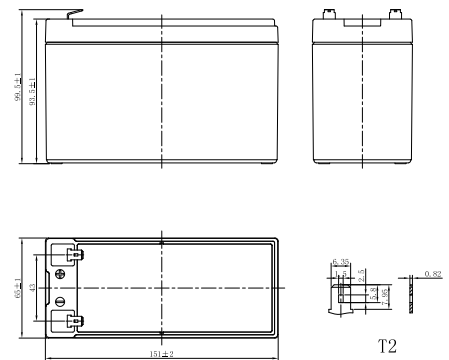


Specifications

Rated Voltage	12V		
Nominal Rate($W_{15}, 1.67V/cell$)	36W/cell		
Nominal Capacity($C_{20}, 1.75V/cell$)	8.0Ah		
Dimension	Length	151±2mm (5.94 inches)	
	Width	65±1mm (2.56 inches)	
	Container Height	93.5±1mm (3.68 inches)	
	Total Height	99.5±1mm (3.92 inches)	
Approx Weight	2.70kg (5.95 lbs)		
Terminal	T2		
Container Material	ABS: UL 94 HB or V-0		
Rated Capacity(25°C)	7.49 Ah	C10(0.749A, 1.80V/cell)	
	7.36 Ah	C8(0.920A, 1.80V/cell)	
	6.90 Ah	C5(1.38A, 1.75V/cell)	
	6.12 Ah	C3(2.04A, 1.75V/cell)	
	5.59 Ah	C1(5.59A, 1.60V/cell)	
Max. Discharge Current	120A (5s)		
Internal Resistance(25°C)	Approx 16mΩ		
Operating Temp. Range	Discharge	-20 ~ 55°C (-4 ~ 131°F)	
	Charge	-20 ~ 40°C (-4 ~ 104°F)	
	Storage	-15 ~ 50°C (5 ~ 122°F)	
Nominal Operating Temp. Range	25±3°C (77±5°F)		
Max.Charging Current(25°C)	2.00A		
Charge voltage(25°C)	Float	Charge voltage	Temp. Coefficient
	Equalization	2.25 ~ 2.30V/cell	-3mV/cell/°C
Effect of temp. to Capacity	40°C (104°F)	2.30~2.40V/cell	-4mV/cell/°C
	25°C (77°F)		
	0°C (32°F)		
Self Discharge	≤3%/month @ 25°C		



Layout



Constant Current Discharge (Amperes) at 25 °C (77°F)

F.V/Time	5min	10min	15min	20min	30min	45min	1h	1.5h	2h	3h	4h	5h	8h	10h	20h
1.85V/cell	31.7	20.7	16.7	12.8	8.94	6.35	5.05	3.59	2.74	1.98	1.57	1.34	0.900	0.739	0.391
1.80V/cell	34.1	21.9	17.6	13.3	9.22	6.53	5.18	3.67	2.79	2.01	1.60	1.36	0.920	0.749	0.396
1.75V/cell	35.9	22.8	18.1	13.7	9.46	6.67	5.28	3.74	2.84	2.04	1.62	1.38	0.930	0.757	0.400
1.70V/cell	37.6	23.7	18.8	14.1	9.70	6.82	5.38	3.80	2.88	2.07	1.64	1.40	0.940	0.764	0.403
1.67V/cell	38.9	24.4	19.2	14.4	9.87	6.92	5.46	3.85	2.91	2.09	1.66	1.41	0.940	0.770	0.406
1.60V/cell	41.3	25.4	19.9	14.8	10.1	7.10	5.59	3.93	2.97	2.13	1.69	1.43	0.960	0.780	0.411


Constant Power Discharge (Watts/cell) at 25 °C (77°F)

F.V/Time	5min	10min	15min	20min	30min	45min	1h	1.5h	2h	3h	4h	5h	8h	10h	20h
1.85V/cell	60.0	39.4	32.0	24.7	17.3	12.3	9.83	7.02	5.36	3.88	3.10	2.65	1.79	1.47	0.782
1.80V/cell	63.9	41.4	33.4	25.5	17.7	12.6	10.0	7.14	5.45	3.94	3.14	2.68	1.82	1.49	0.791
1.75V/cell	66.6	42.8	34.3	26.1	18.1	12.8	10.2	7.25	5.53	3.99	3.18	2.71	1.84	1.50	0.800
1.70V/cell	69.1	44.2	35.2	26.7	18.5	13.1	10.4	7.36	5.60	4.04	3.22	2.74	1.85	1.52	0.807
1.67V/cell	70.9	45.2	36.0	27.2	18.8	13.3	10.5	7.44	5.65	4.08	3.24	2.76	1.87	1.53	0.813
1.60V/cell	73.7	46.5	37.0	27.9	19.2	13.5	10.7	7.56	5.74	4.14	3.29	2.80	1.89	1.54	0.822



LHR Series-High Rate

LHR1236W(12V36W)



Applications

- UPS
- Hospitals & Testing Laboratories
- Emergency Power Supply
- Banks & Financial Markets
- Industrial Process Control Facilities
- Data & Network Operation Centers

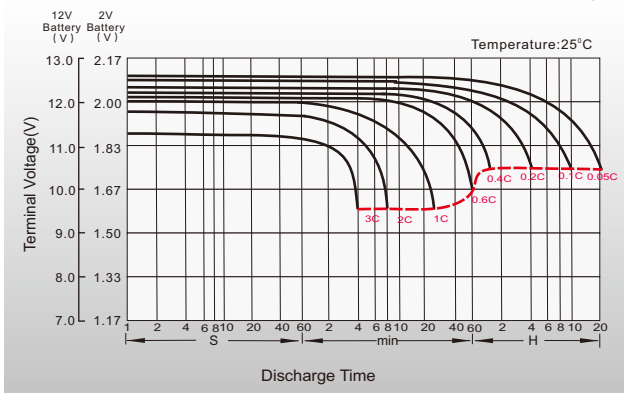
General Features

- Long-life design
- High quality AGM separator: extend cycle life and prevent micro short circuit
- PbCaSn alloy for plate grids: less gassing, less self-discharging
- Unique vent valve design: reduce water losing and prevent air/spark going inside

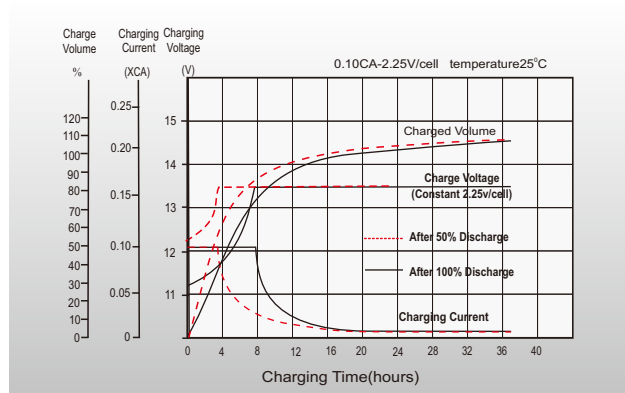
Standards

- Compliance with IEC 60896 standards
- Classified as "Long Life" according to Eurobat
- CE, UL, IEC Certified
- Manufactured in Leoch@IATF16949, ISO 45001, ISO 9001 and ISO 14001 certified production facilities

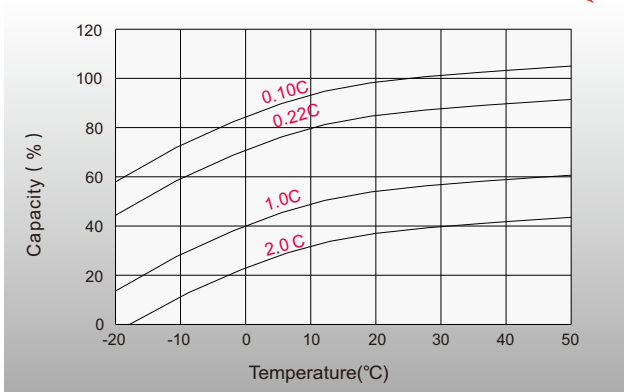
Discharge Characteristics



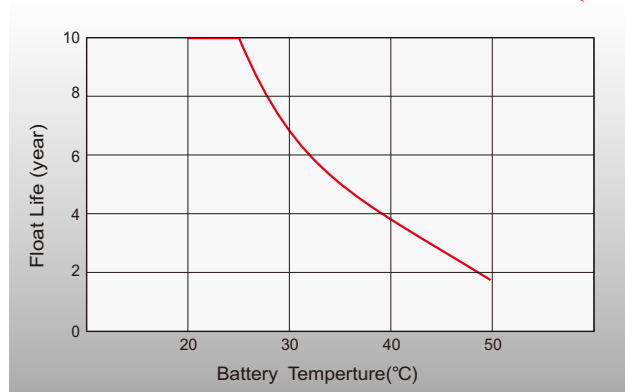
Float Charging Characteristics



Temperature Effects in Relation to Battery Capacity



Effect of Temperature on Long Term Float Life



distributed by: Power Storage Deutschland GmbH

+49 (0)6081 96582-0

info@psd-power.de

www.psd-power.de



[Http://www.leoch.com](http://www.leoch.com)

© 2023 LEOCH. All rights reserved.
 Trademarks and logos are the property of LEOCH and its affiliates unless otherwise noted.
 Subject to revisions without prior notice E&OE.

Publication No.: LB-LHR1236W-PD-EN-V2.1L-202304