




LHR Series-High Rate

LHR12430W(12V430W)

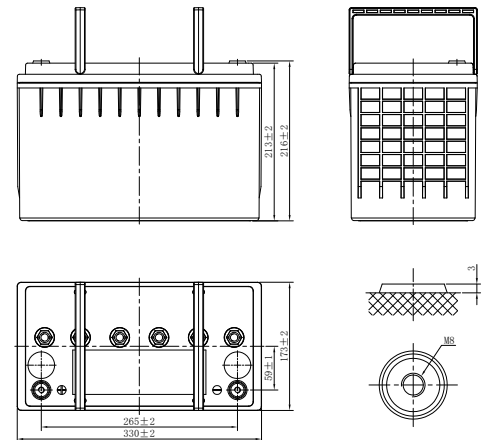


Specifications

Rated Voltage	12V		
Nominal Rate($W_{15}, 1.67V/cell$)	430W/cell		
Nominal Capacity($C_{10}, 1.80V/cell$)	100Ah		
Dimension	Length	330±2mm (13.0 inches)	
	Width	173±2mm (6.81 inches)	
	Container Height	213±2mm (8.39 inches)	
	Total Height	216±2mm (8.50 inches)	
Approx Weight	32.0kg (70.5 lbs)		
Terminal	M8		
Container Material	ABS: UL 94 HB or V-0		
Rated Capacity(25°C)	100.0 Ah	C10(10.0A, 1.80V/cell)	
	97.6 Ah	C8(12.2A, 1.80V/cell)	
	89.0 Ah	C5(17.8A, 1.75V/cell)	
	78.3 Ah	C3(26.1A, 1.75V/cell)	
	68.4 Ah	C1(68.4A, 1.60V/cell)	
Max. Discharge Current	1000A (5s)		
Internal Resistance(25°C)	Approx 3.5mΩ		
Operating Temp. Range	Discharge	-20 ~ 55°C (-4 ~ 131°F)	
	Charge	-20 ~ 40°C (-4 ~ 104°F)	
	Storage	-15 ~ 50°C (5 ~ 122°F)	
Nominal Operating Temp. Range	25±3°C (77±5°F)		
Max.Charging Current(25°C)	25.0A		
Charge voltage(25°C)	Float	2.25 ~ 2.30V/cell	-3mV/cell/°C
	Equalization	2.30~2.40V/cell	-4mV/cell/°C
Effect of temp. to Capacity	40°C (104°F)	106%	
	25°C (77°F)	100%	
	0°C (32°F)	86%	
Self Discharge	≤3%/month @ 25°C		



Layout



Constant Current Discharge (Amperes) at 25 °C (77°F)

F.V/Time	5min	10min	15min	20min	30min	45min	1h	1.5h	2h	3h	4h	5h	8h	10h
1.85V/cell	294.7	231.6	186.2	145.5	102.0	73.1	57.3	40.9	32.6	24.0	19.6	16.7	11.9	9.70
1.80V/cell	335.8	258.8	208.5	163.0	108.3	77.6	60.9	43.2	34.3	25.1	20.4	17.3	12.2	10.0
1.75V/cell	362.9	271.3	218.6	174.3	113.8	80.9	63.5	44.8	35.6	26.1	21.0	17.8	12.3	10.1
1.70V/cell	385.7	281.4	224.1	183.5	118.9	83.5	65.3	46.3	36.7	26.7	21.5	18.2	12.5	10.2
1.67V/cell	397.8	290.8	230.5	189.4	122.9	85.6	67.0	47.3	37.5	27.2	21.8	18.4	12.6	10.3
1.60V/cell	403.8	299.3	238.1	192.9	126.3	87.4	68.4	48.2	38.2	27.9	22.3	18.8	12.7	10.4

Constant Power Discharge (Watts/cell) at 25 °C (77°F)

F.V/Time	5min	10min	15min	20min	30min	45min	1h	1.5h	2h	3h	4h	5h	8h	10h
1.85V/cell	544.7	452.1	359.6	290.0	209.9	148.3	115.6	82.1	65.3	48.3	39.8	34.1	24.1	20.1
1.80V/cell	615.6	503.9	400.8	315.2	225.1	157.0	122.3	86.2	68.1	50.1	41.0	35.1	24.5	20.5
1.75V/cell	663.5	525.8	418.3	336.3	236.7	164.9	128.0	90.2	71.3	51.9	42.2	36.0	24.9	20.6
1.70V/cell	705.1	532.4	423.6	350.8	245.6	171.1	132.3	93.0	73.2	53.4	43.3	36.7	25.2	20.8
1.67V/cell	731.0	540.5	430.0	358.7	251.9	175.6	135.5	95.0	74.7	54.5	44.1	37.1	25.6	21.0
1.60V/cell	741.5	548.7	443.2	362.6	255.2	178.1	137.7	96.7	76.0	55.1	44.6	37.6	25.9	21.2



LHR Series-High Rate

LHR12430W(12V430W)



Applications

- UPS
- Hospitals & Testing Laboratories
- Emergency Power Supply
- Banks & Financial Markets
- Industrial Process Control Facilities
- Data & Network Operation Centers

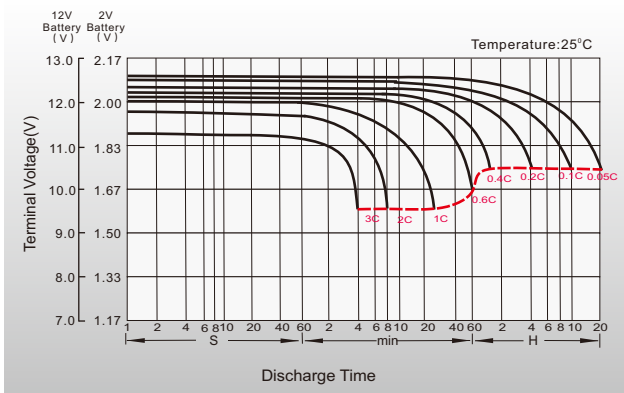
General Features

- High quality AGM separator: extend cycle life and prevent micro short circuit
- PbCaSn alloy for plate grids: less gassing, less self-discharging
- Unique vent valve design: reduce water losing and prevent air/spark going inside

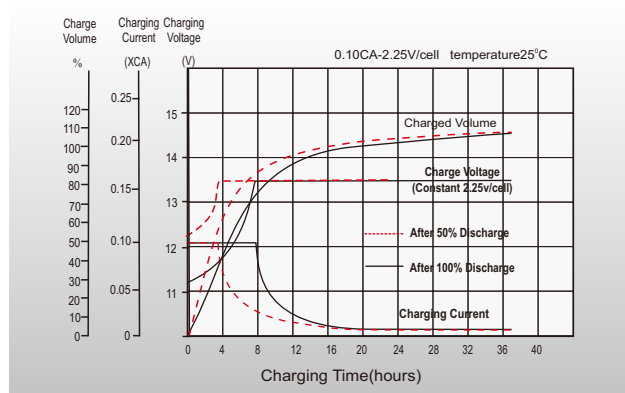
Standards

- Compliance with IEC 60896 standards
- Classified as "Long Life" according to Eurobat
- CE, UL, IEC Certified
- Manufactured in Leoch@IATF16949, ISO 45001, ISO 9001 and ISO 14001 certified production facilities

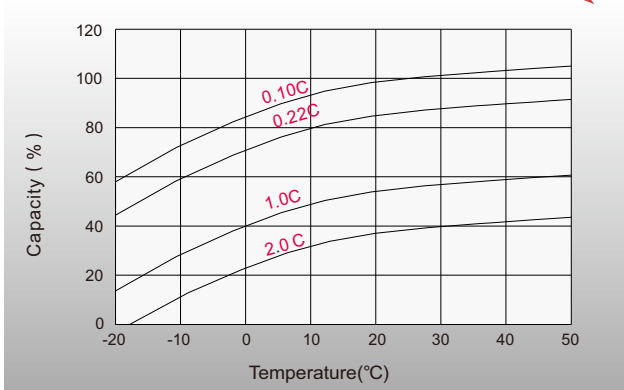
Discharge Characteristics



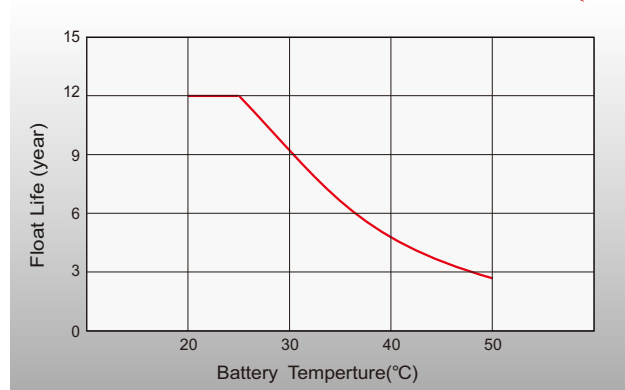
Float Charging Characteristics



Temperature Effects in Relation to Battery Capacity



Effect of Temperature on Long Term Float Life



distributed by: Power Storage Deutschland GmbH

+49 (0)6081 96582-0

info@psd-power.de

www.psd-power.de



[Http://www.leoch.com](http://www.leoch.com)

© 1999-2023 LEOCH. All rights reserved.
 Trademarks and logos are the property of LEOCH and its affiliates unless otherwise noted.
 Subject to revisions without prior notice E&OE.

Publication No.: LB-LHR12430W-PD-EN-V1.0-202303