



LHT Series-High Temperature

LHT2-200(2V200Ah)

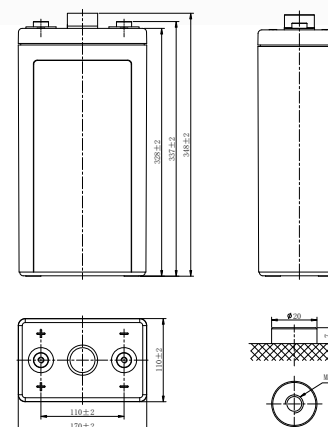


Specifications

Rated Voltage	2V	
Nominal Capacity	200Ah	(C ₁₀ , 1.80V/cell)
Dimension	Length	170±2mm (6.69 inches)
	Width	110±2mm (4.33 inches)
	Container Height	328±2mm (12.9 inches)
	Total Height	348±2mm (13.7 inches)
Approx Weight	13.5kg (29.8 lbs)	
Terminal	M8	
Container Material	PC-ABS flame retardant jar and cover to UL94 V-0	
Rated Capacity (35°C)	212.0 Ah	(20hr, 10.6A, 1.80V/cell)
	200.0 Ah	(10hr, 20.0A, 1.80V/cell)
	177.5 Ah	(5hr, 35.5A, 1.75V/cell)
	159.0 Ah	(3hr, 53.0A, 1.75V/cell)
	128.2 Ah	(1hr, 128.2A, 1.60V/cell)
Max. Discharge Current	1600A	
Internal Resistance (35°C)	Approx 0.9mΩ	
Operating Temp. Range	Discharge	-40 ~ 65°C (-40 ~ 149°F)
	Charge	-20 ~ 45°C (-4 ~ 113°F)
	Storage	-20 ~ 50°C (-4 ~ 122°F)
Nominal Operating Temp. Range	25±10°C (77±18°F)	
Cycle Use	Initial Charging Current less than 50A. Voltage 2.30V~2.40V at 35°C(95°F)Temp. Coefficient -5mV/°C	
	Standby Use	
Effect of temp. to Capacity	40°C (104°F)	103%
	35°C (95°F)	100%
	0°C (32°F)	79%
Self Discharge	LHT series batteries may be stored for up to 9 months at 35°C(95°F) and then a freshening charge is required. For higher temperatures the time interval will be shorter.	



Layout



Constant Current Discharge (Amperes) at 35 °C (95°F)

F.V/Time	5min	10min	15min	20min	30min	45min	1h	2h	3h	4h	5h	6h	8h	10h	20h
1.85V/cell	233.3	198.0	180.7	162.6	136.8	112.0	94.2	62.4	48.1	38.9	32.8	28.6	22.8	19.1	10.1
1.80V/cell	284.0	231.6	205.9	183.0	150.8	121.6	102.1	66.6	50.5	40.5	34.1	29.6	23.8	20.0	10.6
1.75V/cell	331.9	266.4	233.0	205.2	165.2	132.5	111.5	70.4	53.0	42.5	35.5	30.7	24.4	20.4	10.8
1.70V/cell	379.9	298.8	257.5	223.2	177.6	140.5	118.0	73.9	55.3	44.0	36.6	31.7	25.1	20.9	11.1
1.67V/cell	407.8	321.6	277.6	240.0	188.0	146.7	123.0	76.8	57.1	45.3	37.6	32.4	25.5	21.2	11.3
1.60V/cell	444.0	344.4	294.4	252.0	196.4	153.1	128.2	79.7	58.4	46.3	38.4	33.0	25.9	21.4	11.3

Constant Power Discharge(Watts/cell) at 35 °C (95°F)

F.V/Time	5min	10min	15min	20min	30min	45min	1h	2h	3h	4h	5h	6h	8h	10h	20h
1.85V/cell	435.8	372.5	342.2	309.3	261.4	215.3	182.2	121.4	94.0	76.2	64.5	56.4	45.2	38.0	20.2
1.80V/cell	521.7	429.4	384.9	344.4	285.9	232.3	196.4	128.9	98.3	79.2	66.9	58.3	47.0	39.7	21.1
1.75V/cell	599.1	486.0	429.3	381.8	310.8	251.7	213.6	135.7	102.8	82.8	69.4	60.2	48.2	40.5	21.5
1.70V/cell	674.3	537.5	469.7	411.7	331.3	265.0	224.8	141.9	106.9	85.4	71.3	62.0	49.5	41.4	22.0
1.67V/cell	710.8	569.9	500.0	438.0	348.1	275.0	233.0	146.8	109.9	87.5	73.0	63.3	50.1	42.0	22.3
1.60V/cell	757.9	598.4	521.4	454.6	360.0	284.3	241.2	151.4	111.9	89.0	74.2	64.3	50.8	42.4	22.4



LHT Series-High Temperature

LHT2-200(2V200Ah)



Applications

- Tele-communication base station
- High temperature station without air-condition
- Station in the open air
- Electric power system, UPS
- Solar energy, wind saving energy power supply

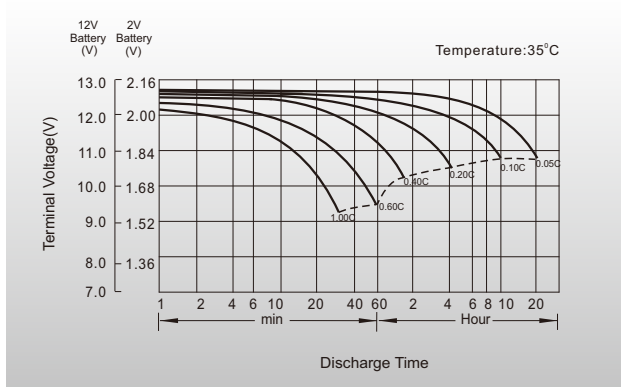
General Features

- Battery design life up to 15 years at 35°C
- Special anti-high-temperature paste formula
- Special anti-high-temperature container
- Special double sealing and anti-high-temperature sealing agent
- High performance separator and special electrolyte formula

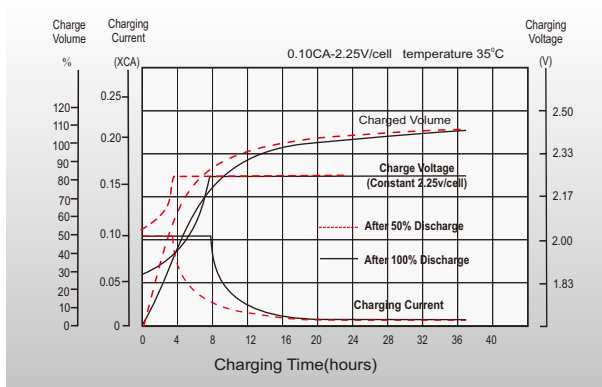
Standards

- Compliance with IEC 60896 Certified
- Classified as "Very Long Life" according to Eurobat
- UL, CE Certified
- Manufactured in Leoch® IATF 16949, ISO 9001, ISO 14001 and ISO 45001 certified production facilities

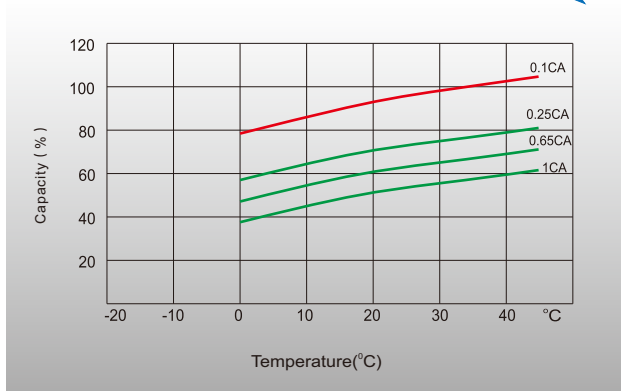
Discharge Characteristics



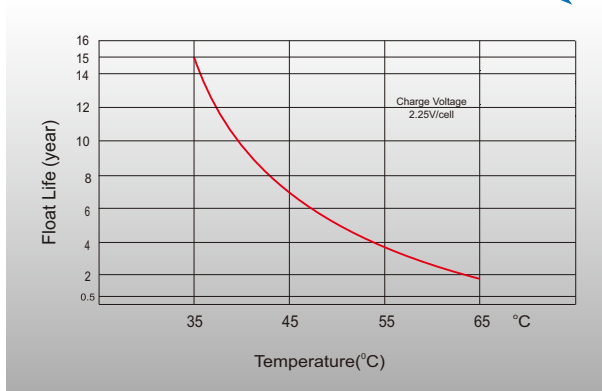
Float Charging Characteristics



Temperature Effects in Relation to Battery Capacity



Effect of Temperature on Long Term Float Life



distributed by: Power Storage Deutschland GmbH

+49 (0)6081 96582-0

info@psd-power.de



www.psd-power.de



<http://www.leoch.com>

© 2022 LEOCH. All rights reserved.
Trademarks and logos are the property of LEOCH and its affiliates unless otherwise noted.
Subject to revisions without prior notice.

Publication No.: LB-LHT2-200-PD-EN-V2.2-202209