




LHT Series-High Temperature

LHTF12-200(12V200Ah)

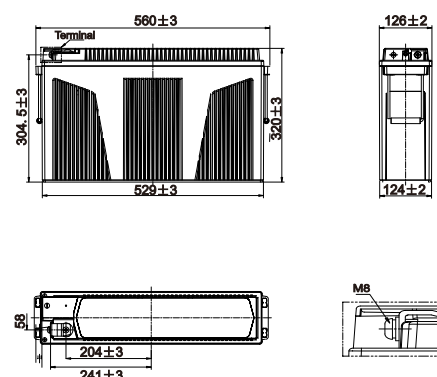


Specifications

Rated Voltage	12V	
Nominal Capacity	200Ah	(C ₁₀ , 1.80V/cell)
Dimension	Length	560±3mm (22.1 inches)
	Width	126±2mm (4.96 inches)
	Container Height	320±3mm (12.6 inches)
	Total Height	320±3mm (12.6 inches)
Approx Weight	59.5 Kg (131.2 lbs)	
Terminal	M8	
Container Material	PC-ABS flame retardant jar and cover to UL94 V-0	
Rated Capacity (35°C)	210.0 Ah	(20hr, 10.5A, 1.80V/cell)
	200.0 Ah	(10hr, 20.0A, 1.80V/cell)
	175.0 Ah	(5hr, 35.0A, 1.75V/cell)
	159.0 Ah	(3hr, 53.0A, 1.75V/cell)
	134.2 Ah	(1hr, 134.2A, 1.60V/cell)
Max. Discharge Current	2000A	
Internal Resistance (35°C)	Approx 6mΩ	
Operating Temp. Range	Discharge	-40 ~ 65°C (-40 ~ 149°F)
	Charge	-20 ~ 45°C (-4 ~ 113°F)
	Storage	-20 ~ 50°C (-4 ~ 122°F)
Nominal Operating Temp. Range	25±10°C (77±18°F)	
Cycle Use	Initial Charging Current less than 50A. Voltage 14.1V~14.4V at 35°C(95°F)Temp. Coefficient -30mV/°C	
	Initial Charging Current less than 50A. Voltage 13.5V~13.8V at 35°C(95°F)Temp. Coefficient -18mV/°C	
Standby Use	Initial Charging Current less than 50A. Voltage 13.5V~13.8V at 35°C(95°F)Temp. Coefficient -18mV/°C	
Effect of temp. to Capacity	40°C (104°F)	103%
	35°C (95°F)	100%
	0°C (32°F)	79%
Self Discharge	LHT series batteries may be stored for up to 9 months at 35°C(95°F) and then a freshening charge is required. For higher temperatures the time interval will be shorter.	



Layout



Constant Current Discharge (Amperes) at 35 °C (95°F)

F.V/Time	10min	15min	20min	30min	45min	1h	2h	3h	4h	5h	6h	8h	10h	20h
1.85V/cell	310.7	258.8	217.5	167.2	124.7	105.4	63.3	47.7	38.0	31.8	27.6	22.4	18.7	10.0
1.80V/cell	366.4	301.0	250.6	189.0	139.5	116.6	68.8	51.6	41.0	34.2	29.6	24.0	20.0	10.5
1.75V/cell	392.9	318.4	263.0	197.5	145.2	120.9	70.9	53.0	42.0	35.0	30.2	24.4	20.3	10.7
1.70V/cell	419.1	336.5	276.7	206.2	150.7	125.4	73.2	54.6	43.1	35.8	30.9	24.9	20.6	10.9
1.67V/cell	434.4	347.1	284.5	211.4	154.0	128.0	74.4	55.4	43.7	36.2	31.2	25.1	20.8	11.0
1.60V/cell	470.0	372.0	303.0	223.4	162.0	134.2	77.5	57.4	45.1	37.4	32.1	25.7	21.3	11.1

Constant Power Discharge(Watts/cell) at 35 °C (95°F)

F.V/Time	10min	15min	20min	30min	45min	1h	2h	3h	4h	5h	6h	8h	10h	20h
1.85V/cell	594.8	497.2	419.0	323.1	241.9	204.8	123.6	93.5	74.7	62.5	54.4	44.3	37.1	20.0
1.80V/cell	692.9	572.2	478.2	362.2	268.5	225.2	133.8	100.8	80.2	67.2	58.2	47.3	39.5	20.9
1.75V/cell	734.0	599.0	496.9	375.4	277.2	231.8	137.2	103.0	81.9	68.5	59.2	48.1	40.1	21.3
1.70V/cell	772.6	625.9	517.7	388.4	285.5	238.7	140.8	105.6	83.7	69.8	60.4	48.8	40.6	21.6
1.67V/cell	794.6	647.3	529.0	396.0	290.5	242.5	142.7	106.9	84.7	70.6	61.0	49.3	40.9	21.7
1.60V/cell	842.3	675.3	554.5	413.0	302.2	251.9	147.5	110.2	87.0	72.4	62.4	50.3	41.7	22.1



LHT Series-High Temperature

LHTF12-200(12V200Ah)



Applications

- Tele-communication base station
- High temperature station without air-condition
- Station in the open air
- Electric power system, UPS
- Solar energy, wind saving energy power supply

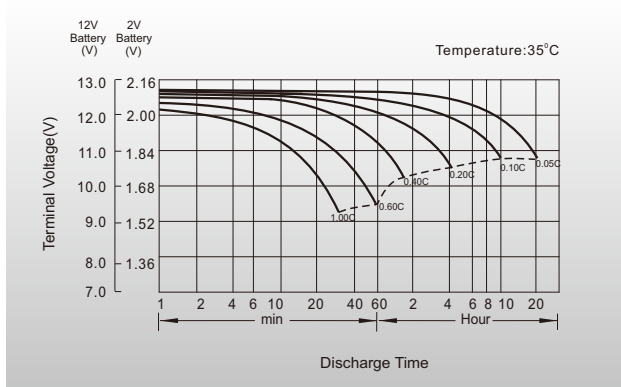
General Features

- Battery design life up to 10 years at 35°C
- Special anti-high-temperature paste formula
- Special anti-high-temperature container
- Special double sealing and anti-high-temperature sealing agent
- High performance separator and special electrolyte formula

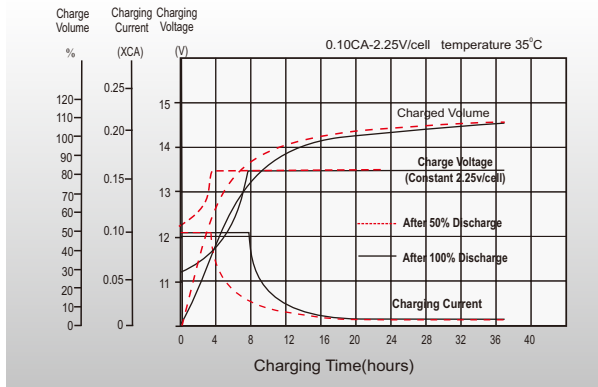
Standards

- Classified as "Long Life" according to Eurobat
- UL, CE Certified
- Manufactured in Leoch® IATF 16949, ISO 9001, ISO 14001 and ISO 45001 certified production facilities

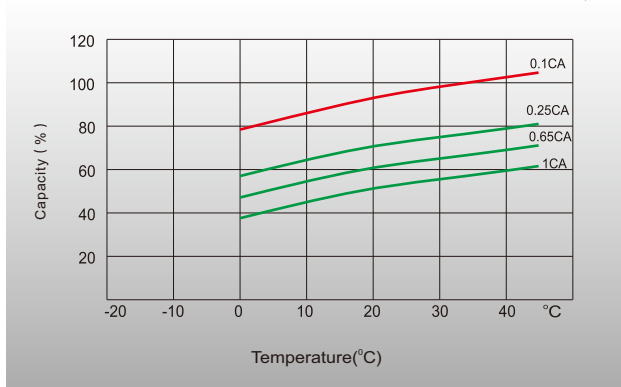
Discharge Characteristics



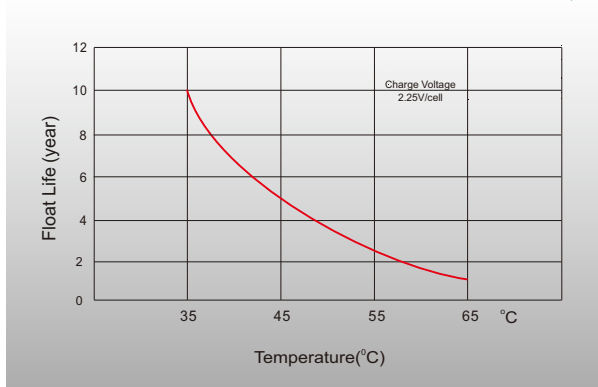
Float Charging Characteristics



Temperature Effects in Relation to Battery Capacity



Effect of Temperature on Long Term Float Life



distributed by: Power Storage Deutschland GmbH

+49 (0)6081 96582-0

info@psd-power.de

www.psd-power.de



<http://www.leoch.com>

© 2022 LEOCH. All rights reserved.
 Trademarks and logos are the property of LEOCH and its affiliates unless otherwise noted.
 Subject to revisions without prior notice.

Publication No.: LB-LHTF12-200-PD-EN-V2.2-202209