




LPF Series-Front Terminal

LPF12-100A(12V100Ah)

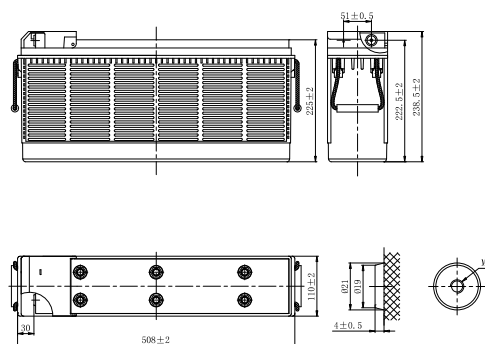


Specifications

Rated Voltage	12V	
Nominal Capacity	C_{10} , 1.80V/cell	100.0Ah
Dimension	Length	508±2mm (20.0 inches)
	Width	110±2mm (4.33 inches)
	Container Height	238.5±2mm (9.39 inches)
	Total Height	238.5±2mm (9.39 inches)
Approx Weight	32.0 Kg (70.6 lbs)	
Terminal	M6	
Container Material	ABS	
Rated Capacity (25°C)	106.0 Ah	(20hr, 5.30A, 1.80V/cell)
	100.0 Ah	(10hr, 10.0A, 1.80V/cell)
	96.8 Ah	(8hr, 12.1A, 1.75V/cell)
	87.0 Ah	(5hr, 17.4A, 1.75V/cell)
	64.3 Ah	(1hr, 64.3A, 1.60V/cell)
Max. Discharge Current	1000A (5s)	
Internal Resistance (25°C)	Approx 5.5mΩ	
Operating Temp. Range	Discharge	-15 ~ 50°C (5 ~ 122°F)
	Charge	-20 ~ 40°C (-4 ~ 104°F)
	Storage	-15 ~ 40°C (5 ~ 104°F)
Nominal Operating Temp. Range	25±3°C (77±5°F)	
Cycle Use	Initial Charging Current less than 30.0A. Voltage 14.1V~14.4V at 25°C(77°F)Temp. Coefficient -30mV/°C	
	Standby Use	
Effect of temp. to Capacity	Initial Charging Current less than 30.0A. Voltage 13.5V~13.8V at 25°C(77°F)Temp. Coefficient -20mV/°C	
	40°C (104°F)	103%
	25°C (77°F)	100%
	0°C (32°F)	86%
Self Discharge	LPF series batteries may be stored for up to 6 months at 25°C(77°F) and then a freshening charge is required. For higher temperatures the time interval will be shorter.	



Layout



Constant Current Discharge (Amperes) at 25 °C (77°F)

F.V/Time	10min	15min	20min	30min	45min	1h	2h	3h	4h	5h	6h	8h	10h	20h
1.85V/cell	144.6	127.2	114.0	91.6	69.6	56.3	33.6	24.7	19.9	16.7	14.5	11.5	9.56	5.07
1.80V/cell	168.0	146.8	127.2	99.0	74.3	59.5	34.8	25.7	20.5	17.2	14.8	11.9	10.0	5.30
1.75V/cell	185.4	158.0	133.2	103.2	76.8	61.4	35.6	26.1	20.8	17.4	15.1	12.1	10.1	5.35
1.70V/cell	197.4	165.6	138.6	106.0	78.8	62.8	36.2	26.5	21.1	17.6	15.3	12.2	10.2	5.38
1.67V/cell	206.4	171.2	144.0	108.4	80.1	63.7	36.6	26.7	21.3	17.8	15.4	12.3	10.3	5.41
1.60V/cell	215.4	176.0	146.4	110.6	80.9	64.3	37.1	27.0	21.5	18.1	15.6	12.5	10.4	5.44

Constant Power Discharge (Watts/cell) at 25 °C (77°F)

F.V/Time	10min	15min	20min	30min	45min	1h	2h	3h	4h	5h	6h	8h	10h	20h
1.85V/cell	270.0	239.9	217.2	176.4	135.2	109.7	65.8	48.6	39.3	33.1	28.7	22.9	19.1	10.1
1.80V/cell	310.0	273.2	238.8	187.8	143.1	115.3	67.7	50.4	40.3	33.9	29.3	23.6	20.0	10.6
1.75V/cell	336.7	290.5	247.7	194.2	146.6	118.5	69.0	51.0	40.7	34.2	29.7	23.9	20.2	10.7
1.70V/cell	350.5	300.2	255.8	198.3	149.9	120.8	70.1	51.6	41.2	34.4	30.0	24.2	20.3	10.7
1.67V/cell	365.1	309.1	264.7	202.4	151.7	122.2	70.8	51.9	41.5	34.8	30.2	24.4	20.5	10.8
1.60V/cell	370.4	311.5	265.3	203.8	151.9	122.3	71.1	52.2	41.7	35.2	30.6	24.6	20.7	10.8



LPF Series-Front Terminal

LPF12-100A(12V100Ah)



Applications

- UPS
- For standard power cabinet
- Network connection equipment of communication system
- Power system of special network of local area network
- Power station systems

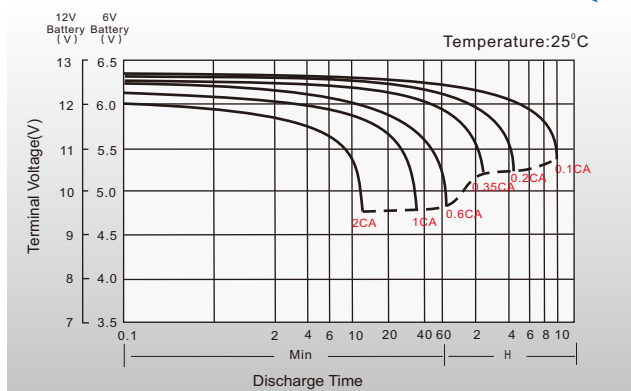
General Features

- 12 years design life(25°C)
- Specifically ideal for 19 inches or 23 inches power cabinets
- Front terminals make the installation, maintenance and supervision easy
- Shield designs protect terminals from short circuit and show good appearance
- Unique vent valve design: reduce water losing and prevent air/spark going inside

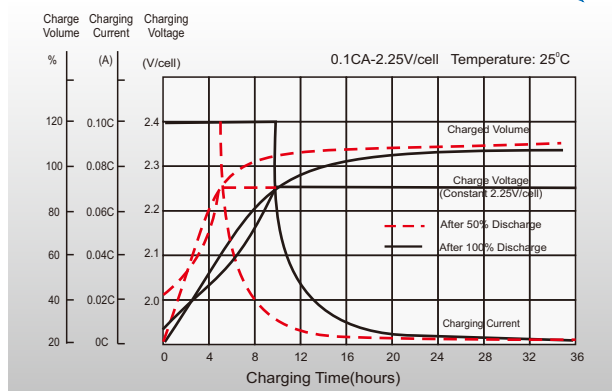
Standards

- Compliance with IEC 60896 standards, EU Battery Directive
- UL, CE Certified
- Manufactured in Leoch@IATF16949, ISO 45001,ISO 9001 and ISO 14001 certified production facilities

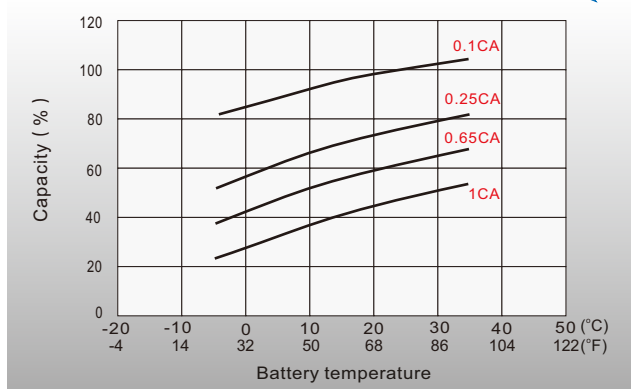
Discharge Characteristics



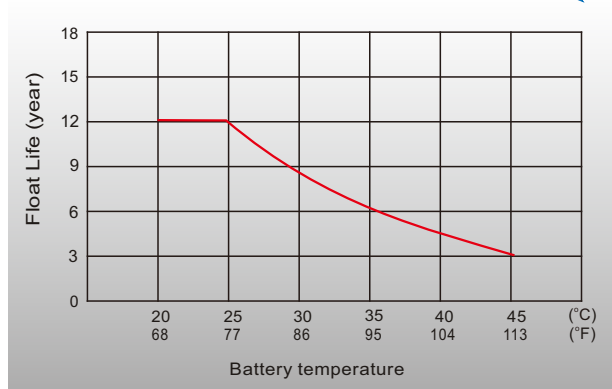
Float Charging Characteristics



Temperature Effects in Relation to Battery Capacity



Effect of Temperature on Long Term Float Life



distributed by: Power Storage Deutschland GmbH

+49 (0)6081 96582-0

info@psd-power.de

www.psd-power.de



[Http://www.leoch.com](http://www.leoch.com)

© 2020 LEOCH. All rights reserved.
 Trademarks and logos are the property of LEOCH and its affiliates unless otherwise noted.
 Subject to revisions without prior notice.

Publication No.: LB-LPF12-100A-PD-EN-V2.0-202004