




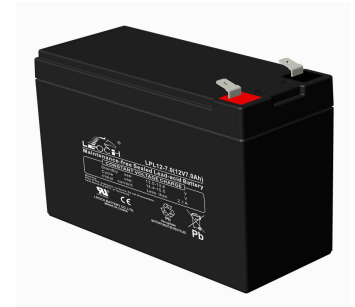
LPL Series-Long Standby Life

LPL12-7.0(12V7.0Ah)

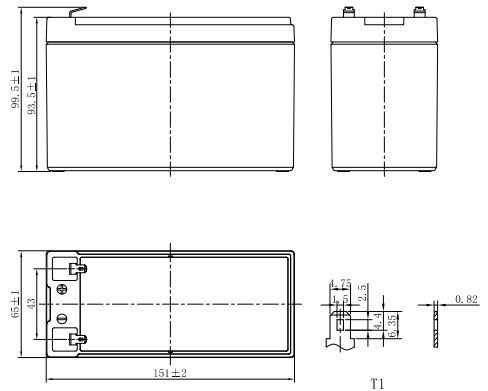


Specifications

Rated Voltage	12V	
Nominal Capacity	7.0Ah	(C ₂₀ , 1.75V/cell)
Dimension	Length	151±2mm (5.95 inches)
	Width	65±1mm (2.56 inches)
	Container Height	93.5±1mm (3.70 inches)
	Total Height	99.5±1mm (3.92 inches)
Approx Weight	2.43 Kg (5.40 lbs)	
Terminal	T1/T2	
Container Material	ABS	
Rated Capacity (25°C)	7.00 Ah	(20hr, 0.350A, 1.75V/cell)
	6.92 Ah	(10hr, 0.692A, 1.75V/cell)
	6.40 Ah	(5hr, 1.28A, 1.75V/cell)
	5.76 Ah	(3hr, 1.92A, 1.75V/cell)
	4.88 Ah	(1hr, 4.88A, 1.60V/cell)
Max. Discharge Current	105.0A (5s)	
Internal Resistance (25°C)	Approx 21mΩ	
Operating Temp. Range	Discharge	-15 ~ 50°C (5 ~ 122°F)
	Charge	-20 ~ 40°C (-4 ~ 104°F)
	Storage	-15 ~ 40°C (5 ~ 104°F)
Nominal Operating Temp. Range	25±3°C (77±5°F)	
Cycle Use	Initial Charging Current less than 2.1A. Voltage 14.4V~15.0V at 25°C(77°F)Temp. Coefficient -30mV/°C	
	Initial Charging Current less than 2.1A. Voltage 13.5V~13.8V at 25°C(77°F)Temp. Coefficient -20mV/°C	
Standby Use	Initial Charging Current less than 2.1A. Voltage 13.5V~13.8V at 25°C(77°F)Temp. Coefficient -20mV/°C	
Effect of temp. to Capacity	40°C (104°F)	103%
	25°C (77°F)	100%
	0°C (32°F)	86%
Self Discharge	LPL series batteries may be stored for up to 6 months at 25°C(77°F) and then a freshening charge is required. For higher temperatures the time interval will be shorter.	



Layout



Constant Current Discharge (Amperes) at 25 °C (77°F)

F.V/Time	10min	15min	20min	30min	45min	1h	2h	3h	4h	5h	6h	8h	10h	20h
1.85V/cell	15.5	12.3	10.0	7.46	5.48	4.47	2.60	1.86	1.47	1.24	1.06	0.837	0.676	0.343
1.80V/cell	16.3	12.8	10.3	7.65	5.58	4.56	2.64	1.89	1.49	1.26	1.08	0.847	0.684	0.347
1.75V/cell	17.1	13.2	10.6	7.83	5.70	4.64	2.68	1.92	1.51	1.28	1.09	0.857	0.692	0.350
1.70V/cell	17.9	13.7	11.0	8.01	5.80	4.72	2.72	1.95	1.53	1.29	1.11	0.868	0.700	0.354
1.65V/cell	18.4	14.0	11.2	8.12	5.87	4.77	2.74	1.96	1.54	1.30	1.11	0.875	0.705	0.356
1.60V/cell	19.5	14.6	11.6	8.37	6.03	4.88	2.80	2.00	1.57	1.33	1.13	0.889	0.716	0.361


Constant Power Discharge (Watts/cell) at 25 °C (77°F)

F.V/Time	10min	15min	20min	30min	45min	1h	2h	3h	4h	5h	6h	8h	10h	20h
1.85V/cell	29.7	23.6	19.3	14.4	10.6	8.70	5.08	3.66	2.90	2.46	2.11	1.66	1.34	0.686
1.80V/cell	31.0	24.4	19.8	14.7	10.8	8.84	5.15	3.71	2.93	2.49	2.13	1.68	1.36	0.693
1.75V/cell	32.3	25.2	20.3	15.0	11.0	8.96	5.21	3.76	2.97	2.52	2.15	1.70	1.37	0.700
1.70V/cell	33.6	25.9	20.8	15.3	11.1	9.09	5.28	3.80	3.00	2.54	2.18	1.72	1.39	0.708
1.65V/cell	34.4	26.4	21.1	15.4	11.2	9.17	5.32	3.83	3.02	2.56	2.19	1.73	1.40	0.712
1.60V/cell	36.2	27.4	21.8	15.8	11.5	9.34	5.41	3.90	3.07	2.60	2.23	1.75	1.42	0.722



LPL Series-Long Standby Life

LPL12-7.0(12V7.0Ah)



Applications

- UPS and EPS
- Emergency light
- Railway signal and aircraft signal system
- Marine and power stations
- Alarm and security system
- Electronic apparatus and equipment
- Communication power supply, DC power supply

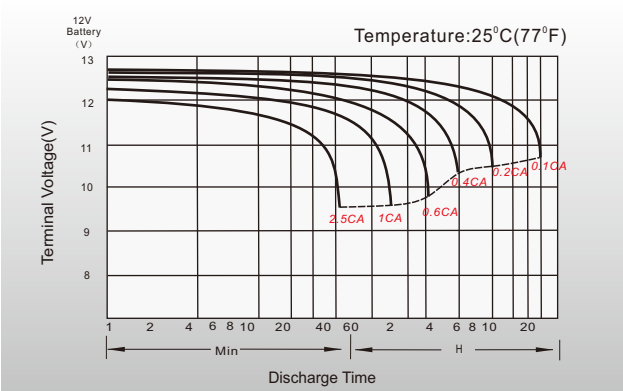
General Features

- 10 ~ 12 years design life(20°C)
- Grid refining technology and the thicker plates are used to extend the battery standby life and reduce the plate grid corrosion speed
- Using oxygen recombination technology: maintenance-free
- Unique vent valve design: control water losing, prevent air and spark going inside

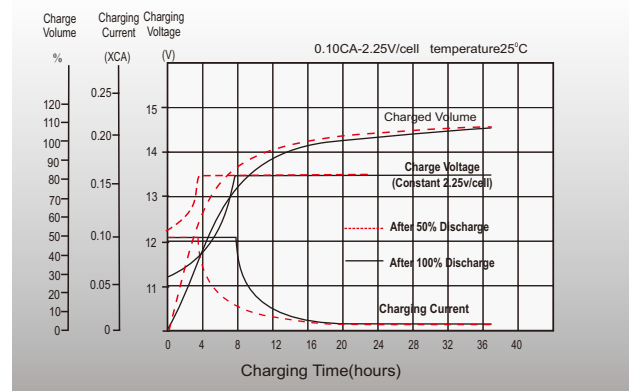
Standards

- Compliance with IEC 60896 standards, EU Battery Directive
- UL, CE Certified
- Manufactured in Leoch@IATF16949, ISO 45001, ISO 9001 and ISO 14001 certified production facilities

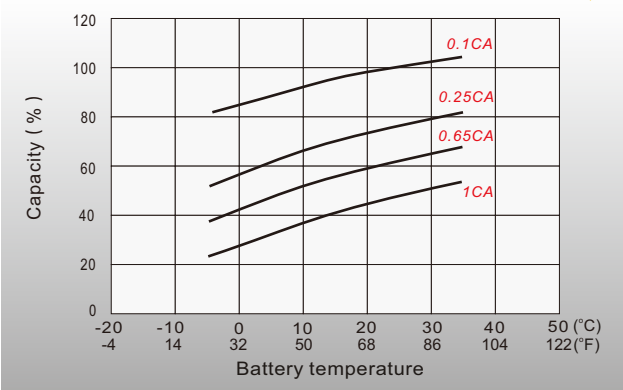
Discharge Characteristics



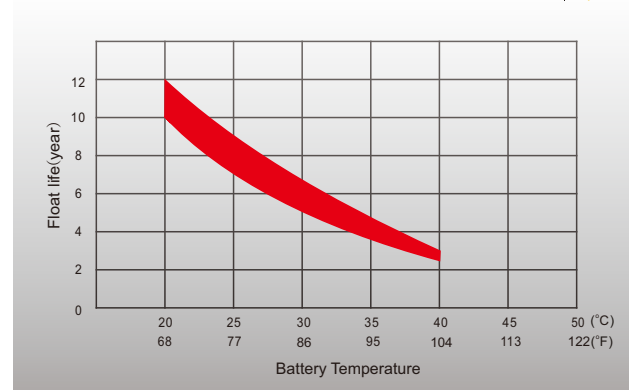
Float Charging Characteristics



Temperature Effects in Relation to Battery Capacity



Effect of Temperature on Long Term Float Life



distributed by: Power Storage Deutschland GmbH

+49 (0)6081 96582-0

info@psd-power.de

www.psd-power.de



[Http://www.leoch.com](http://www.leoch.com)

© 2022 LEOCH. All rights reserved.
 Trademarks and logos are the property of LEOCH and its affiliates unless otherwise noted.
 Subject to revisions without prior notice.