



XP Series-Ultra High Rate

XP12-150(12V150W)

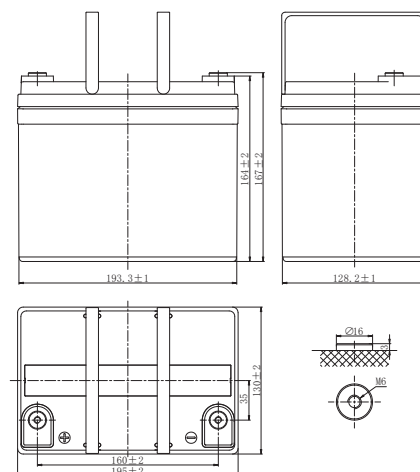


Specifications

Rated Voltage	12V	
Nominal Rate ($W_{15}, 1.67V/cell$)	150W/cell	
Nominal Capacity($C_{20}, 1.80V/cell$)	35Ah	
Dimension	Length	195±2mm (7.68 inches)
	Width	130±2mm (5.12 inches)
	Container Height	164±2mm (6.46 inches)
	Total Height	167±2mm (6.57 inches)
Approx. Weight	10.2 Kg (22.5 lbs)	
Terminal	M6	
Container Material	ABS: UL 94 HB or V-0 optional	
Rated Capacity (25°C)	35.0 Ah	(20hr, 1.75A, 1.80V/cell)
	33.5 Ah	(10hr, 3.35A, 1.80V/cell)
	30.8 Ah	(5hr, 6.15A, 1.75V/cell)
	28.6 Ah	(3hr, 9.54A, 1.75V/cell)
	26.2 Ah	(1hr, 26.2A, 1.67V/cell)
Max. Discharge Current	630A	
Internal Resistance (25°C)	Approx. 7.0mΩ	
Operating Temp. Range	Discharge	-15 ~ 50°C (5 ~ 122°F)
	Charge	-20 ~ 40°C (-4 ~ 104°F)
	Storage	-15 ~ 40°C (5 ~ 104°F)
Nominal Operating Temp. Range	25±3°C (77±5°F)	
Max. Charging Current(25°C)	10.5A	
Charge voltage(25°C)	Float	13.5V
	Temp. Coefficient	-3mV/cell/°C
	Equalization	14.1~14.4V
Effect of temp. to Capacity	40°C (104°F)	103%
	25°C (77°F)	100%
	0°C (32°F)	86%
Self Discharge	≤3%/month @ 25°C	



Layout



Constant Current Discharge (Amperes) at 25 °C (77°F)

F.V/Time	5min	10min	15min	20min	30min	45min	1h	2h	3h	4h	5h	6h	8h	10h	20h
1.85V/cell	132.5	89.8	69.7	57.2	42.1	30.8	24.4	13.5	9.53	7.50	6.23	5.31	3.93	3.26	1.72
1.80V/cell	142.5	95.1	73.2	59.5	43.4	31.6	25.0	13.7	9.69	7.61	6.32	5.39	4.03	3.35	1.75
1.75V/cell	150.2	99.0	75.6	61.2	44.5	32.3	25.5	14.0	9.85	7.71	6.40	5.45	4.11	3.41	1.79
1.70V/cell	157.3	102.9	78.1	62.9	45.7	33.0	26.0	14.2	9.99	7.82	6.49	5.52	4.20	3.48	1.82
1.67V/cell	162.7	105.8	80.0	64.2	46.5	33.6	26.4	14.4	10.1	7.89	6.55	5.57	4.31	3.54	1.85
1.60V/cell	172.6	110.3	82.8	66.1	47.7	34.4	26.9	14.6	10.3	8.03	6.65	5.65	4.40	3.62	1.90


Constant Power Discharge (Watts/cell) at 25 °C (77°F)

F.V/Time	5min	10min	15min	20min	30min	45min	1h	2h	3h	4h	5h	6h	8h	10h	20h
1.85V/cell	250.7	170.8	133.5	110.2	81.4	59.7	47.4	26.4	18.7	14.8	12.3	10.5	8.05	6.71	3.55
1.80V/cell	267.0	179.8	139.2	114.0	83.6	61.1	48.4	26.8	19.0	15.0	12.5	10.7	8.22	6.85	3.59
1.75V/cell	278.3	185.7	143.0	116.5	85.3	62.2	49.2	27.2	19.3	15.2	12.6	10.8	8.33	6.94	3.66
1.70V/cell	288.6	191.8	146.8	119.3	87.1	63.4	50.0	27.6	19.5	15.3	12.8	10.9	8.45	7.03	3.70
1.67V/cell	296.1	196.1	150.0	121.5	88.4	64.2	50.7	27.8	19.7	15.5	12.9	11.0	8.62	7.12	3.75
1.60V/cell	308.1	201.9	154.1	124.5	90.4	65.4	51.6	28.3	20.0	15.7	13.0	11.1	8.73	7.21	3.81



XP Series-Ultra High Rate

XP12-150(12V150W)



Applications

- UPS
- Hospitals & Testing Laboratories
- Emergency Power Supply
- Electric starting
- Telecommunications
- Data Centers

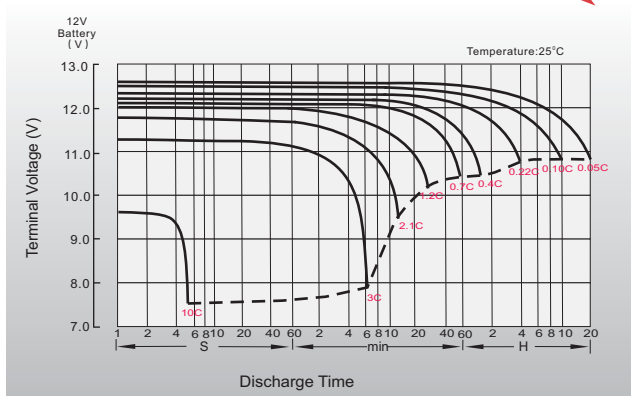
General Features

- Special designed grids for optimized high power density
- Oversized partition intercell welds, providing low resistance connections & minimal power loss
- Advanced lead tin calcium alloy, reduces grid corrosion & promotes long battery life
- Performance excels at high rates of discharge & recharge
- High integrity post seal for long life

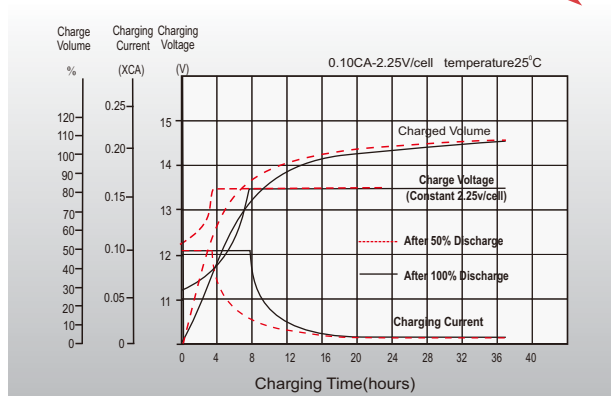
Standards

- Compliance with IEC 60896 standards
- Classified as "Long Life" according to Eurobat
- CE, UL Certified
- Manufactured in Leoch® IATF16949, OHSAS 18001, ISO 9001 and ISO 14001 certified production facilities

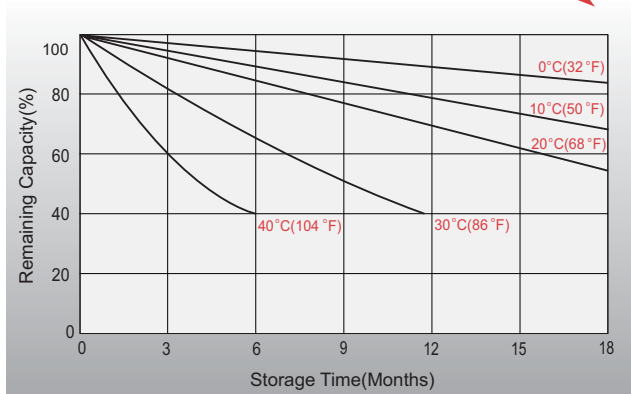
Discharge Characteristics



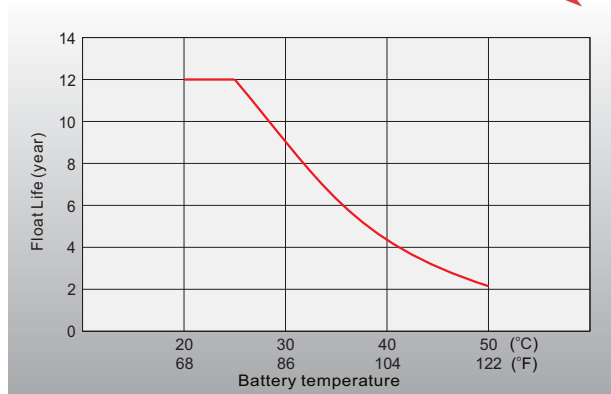
Float Charging Characteristics



Self Discharge Characteristics



Effect of Temperature on Long Term Float Life



distributed by: Power Storage Deutschland GmbH

+49 (0)6081 96582-0

info@psd-power.de



www.psd-power.de



[Http://www.leoch.com](http://www.leoch.com)

© 2023 LEOCH. All rights reserved.

Trademarks and logos are the property of LEOCH and its affiliates unless otherwise noted. Subject to revisions without prior notice E&OE.

Publication No.: LB-XP12-150-PD-EN-V1.4-202303